

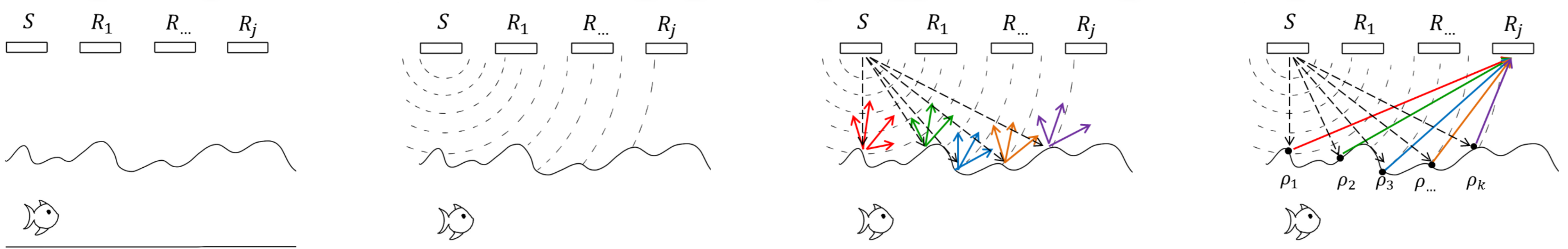


RECONSTRUCTION of the rough water SURFACE profile with an acoustic imaging technique

- Floods damages cause £1.1b annual cost in England.¹
- Existing technologies to monitor free surface flows - invasive and expensive.
- To overcome the limitations of traditional methods and enhance them, we propose acoustic remote monitoring techniques.**

- Fluid dynamic results²: **spatial and temporal scales** of the free surface relate directly to the **main hydraulic quantities of shallow flows**.
- Acoustic results:³ **Reconstruction of the free surface shape and dynamics** based on holographic principles.

Principle of operation of the acoustic imaging technique applied to a rough surface profile:



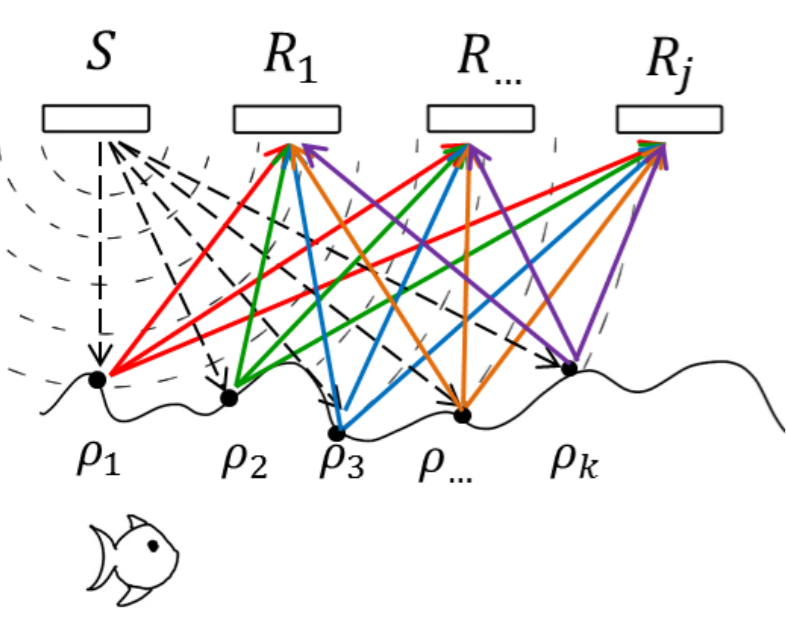
1. Ultrasonic source S and array of acoustic receivers R_j above the water surface.

2. The source emits a continuous harmonic signal (wave).

3. The acoustic wave is scattered in all directions by the rough surface.

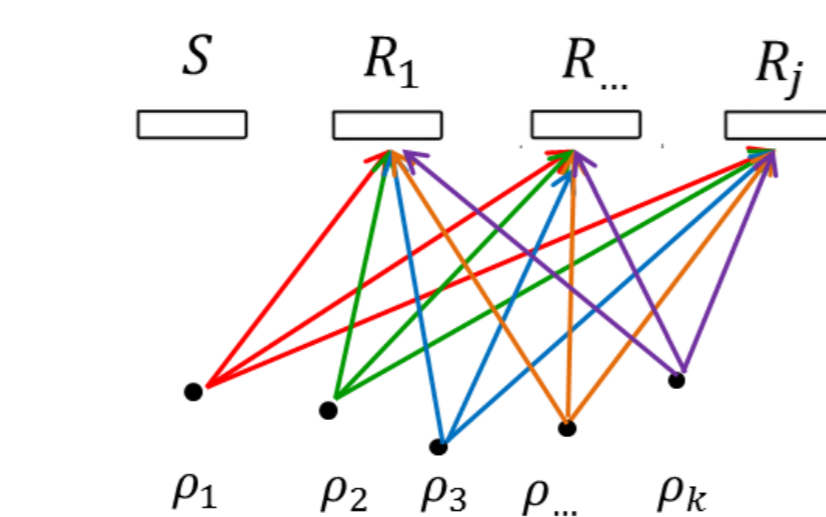
4. The acoustic pressure P at a single receiver R_j is the sum of the reflections from all points ρ_k on the surface,

$$P(R_j) = \sum_k h(\rho_k, M_j) e(\rho_k, \eta_k).$$



5. Same for each receiver. The problem has a matrix form:

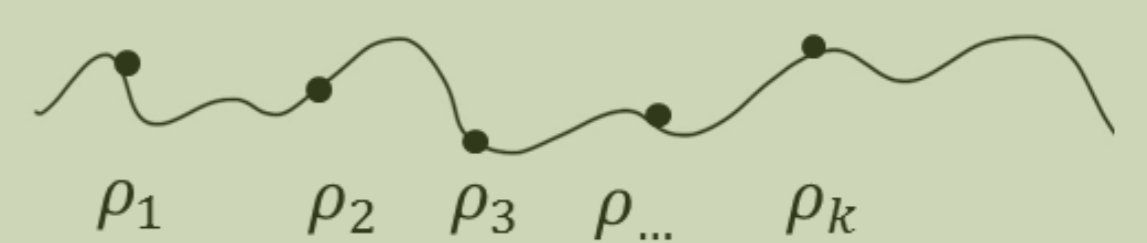
$$P_{N_R \times 1} = H_{N_R \times N_k} E_{N_k \times 1}.$$



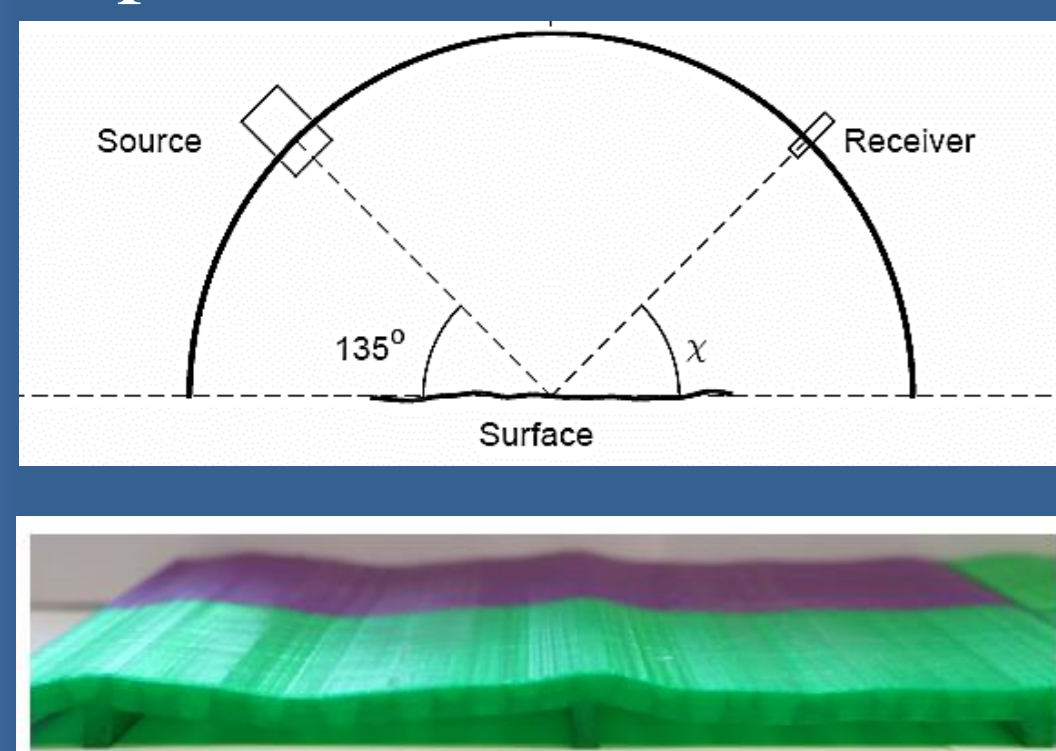
6. Inversion of the linear problem with holographic techniques to recover E .

7. Reconstructed surface elevation $\eta(\rho_k)$ from the elements of E :

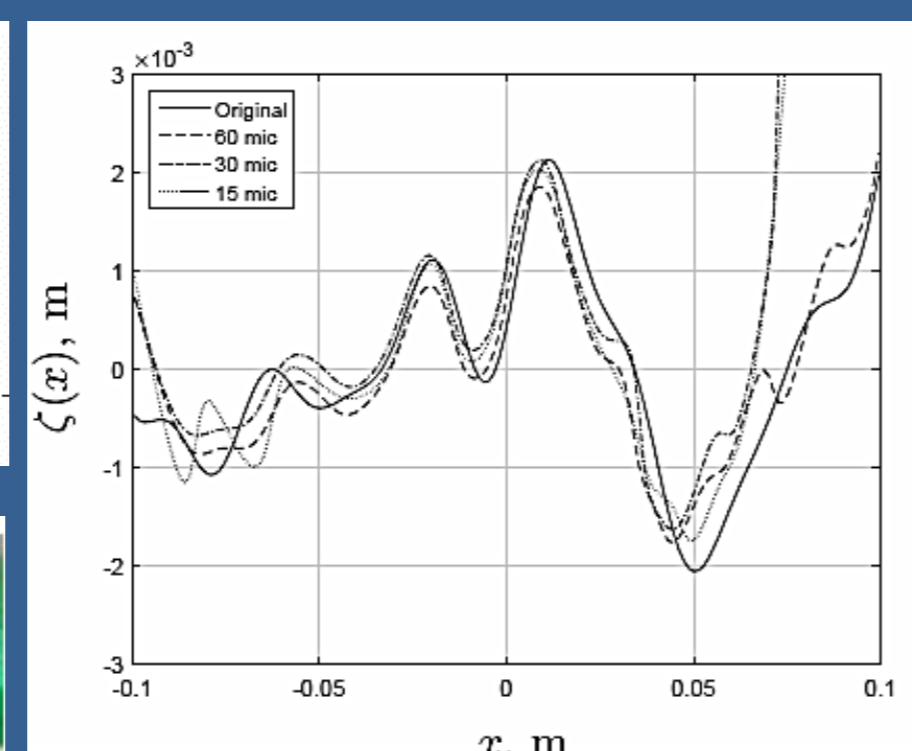
$$\eta(\rho_k) = -\frac{\Im[\ln e_k]}{q_z}$$



Experimental validation. Two-dimensional surface³:

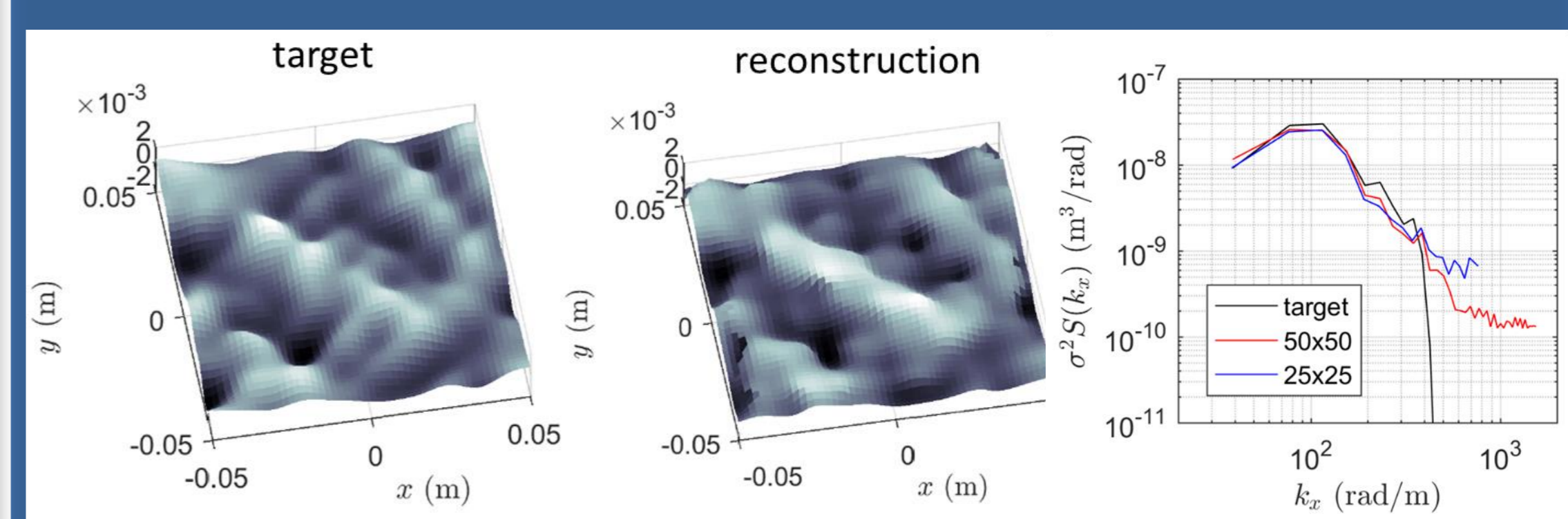


3D printed composite rough surface.
20, 30, 60 receivers.
150 reconstruction points.



(solid) Target surface.
Reconstruction with 60 (dashed-dotted), 30 (dashed) and 15 (dotted) receivers.

Three-dimensional surface:



Numerical simulation.
7x7 (49) sources and receivers. 50x50 (2500) reconstruction points.

Surface spatial spectrum.

¹: Bennett, O. (2014), House of Commons Library Standard Note SN/SC/5755. London: UK Parliament

²: Dolcetti G., et al., Physics of Fluids 28, 105105 (2016).

³: Krynkin A., et al., Review of Scientific Instruments, *in press* (2017).